

# RADIOLOGY REPORT



## INSIDE THIS ISSUE:

Match 2021	1
Incoming Residents	1
Bulletin Board	2/3
Program Director's Report	3
Cardiac Imaging Report	4
Department Head's Report	4

## MATCH 2021 - DIAGNOSTIC RADIOLOGY



**Mohammed Ansari**

Texas A&M Health Science Center  
College of Medicine




**Claire Hartgrove**

Louisiana State University School of Medicine in New Orleans




**Hieu Le**

University of Alabama School of Medicine



**Cyrus Sadrinia**

Alabama College of Osteopathic Medicine



**James Walls**

University of Oklahoma College of Medicine



**LSU Health Sciences Center  
Department of Radiology**  
1542 Tulane Avenue  
3rd Floor  
New Orleans, LA 70112  
(504) 568-4647  
(504) 568-8955 (fax)

**Department Head:**

Leonard Bok, MD, MBA, JD  
[lbok@lsuhsc.edu](mailto:lbok@lsuhsc.edu)

**Business Manager:**

Winter Jeanfreau, MBA  
[wmelan@lsuhsc.edu](mailto:wmelan@lsuhsc.edu)

**Residency Coordinator:**

Dana Brian, MPH  
[dbrian@lsuhsc.edu](mailto:dbrian@lsuhsc.edu)


**Residency Coordinator:**

Alisha Richardson, MBA  
[aric15@lsuhsc.edu](mailto:aric15@lsuhsc.edu)

**Department Coordinator:**

Heather Clary  
[hclary@lsuhsc.edu](mailto:hclary@lsuhsc.edu)

## INTERVENTIONAL RADIOLOGY- INTEGRATED



**Jake Fontenot**

Louisiana State University School of Medicine in New Orleans




**Jeff Thekkekara**

Kansas City University of Medicine and Biosciences College of Osteopathic Medicine


## INCOMING DR AND IR RESIDENTS 2021-2022




**Chika Anyanwu**  
(DR) completed his prelim year in Surgery at Mount Sinai in NYC



**Taylor Bragg**  
(DR) is completing his prelim year in IM at Univ. of South Alabama Hospitals



**Easton Downs** (DR) is completing his prelim year in Internal Medicine at Medical City Healthcare in Weatherford, Texas




**Jared Lajaunie**  
(DR) is completing his prelim year in Internal Medicine at LSUHSC-NO.



**Colin Rutner**  
(DR) is completing his prelim year in Internal Medicine at LSUHSC-NO.



**Samantha Parrotte**  
(IR) is completing her prelim year in Surgery at LSHSC-NO.



**Jacob Schroeder**  
(IR) is completing his prelim year in IM at Univ. of Kansas, Kansas City



On November 21, 2020, the Radiology Department hosted its inaugural annual Tiger Course, a full day course on Interventional Radiology for Technologists & Nurses.



2020 Speakers with Radiology Chair: L-R: Jim Caridi, MD, Hector Ferral, MD, Richard Marshall, MD, Bahri Ustunsoz, MD, Leonard Bok, MD(Chair), Alexandra Fairchild, MD, Paul Gulotta, MD



Dr. Fairchild presented "Angiographic Catheters & Guidewires"



Dr. Marshall presented "Ergonomics in IR"



Dr. Ferral presented "Angioplasty Balloons"



Dr. Ustunsoz presented "Stents"

## DEPARTMENT BULLETIN BOARD

Congratulations to our graduating senior residents and fellows! We wish them all the best as they go off to complete their fellowships and start their careers. **Dr. Noah Atwi** will be completing his fellowship in MR Predominant Body Imaging & Musculoskeletal Radiology at Northwestern. **Dr. Emma Lindsey** will be completing her fellowship in Neuroradiology at NYU. **Dr. Chris Rouse** will be staying on to complete his fellowship in Neuroradiology with us at LSUHSC New Orleans.

**Dr. Mignonne Morrell** accepted the role of Program Director of the Diagnostic Radiology Residency and **Dr. Mark Froom** accepted the role of Assistant Program Director of the Diagnostic Radiology Residency. The department would like to thank **Dr. Aran Toshav** for his 10 years as Diagnostic Program Director at LSUHSC. Dr. Toshav accepted the role of Chief of Radiology at the VA but will maintain his appointment at LSU to continue working on research projects.

Thank you to our visiting guest lecturers. **Dr. Wayne Backes** presented "Research and Grants" on January 25, 2021. **Al Lee** presented "Transform Your Life One Breath at a Time," on February 25, 2021. **Dr. Anahid Pahlawanian, Dr. Brooke Morrell, Dr. Mignonne Morrell, Dr. Vanessa Norris, Dr. Amelia Jernigan, Dr. Navya Nair, Dr. Amber Karamanis, Dr. Erin Dauchy, Dr. Michelle**

**Loch, and Dr. Agustin Garcia** co-authored an article titled, "An Update on Screening and Prevention for Breast and Gynecological Cancers in Average and High Risk Individuals" that was published in the *The American Journal of the Medical Sciences* in November 2020.

**Dr. Mae Igi** was selected to give an oral presentation of the abstract, "Coronavirus Disease: Value of Chest Radiography for Older Patients at an Earlier Timepoint of Symptoms Compared with Younger Patients" at the ARRS Virtual Annual Meeting in April 2021. The authors include: **Dr. Bradley Spieler, Dr. Joe Park, Catey Batte,** and medical student Molly Lieux.

**Dr. JP Grenier** was selected to present "A Characteristic Chest Radiographic Pattern in the Setting of COVID-19 Pandemic" at the ARRS Virtual Annual Meeting in April 2020. This project was a group effort by **Dr. David Smith, Dr. Bradley Spieler, Catey Batte,** and Dr. Grenier.

**Dr. Richard Marshall** is part of a multidisciplinary team that is studying the ability of aerobic exercise to improve glycemic control in people living with HIV. The ALIVE-Ex study is being led by Dr. Patricia Molina.

**Dr. Bradley Spieler, Dr. JP Grenier** and medical student Ryan Helm had a case titled, "Posterior dislocation of the shoulder" officially published to the RSNA Case Collection on December 8, 2020.

**Dr. Raman Danrad and Dr. Bradley Spieler** were listed as Top Doctors for Diagnostic Radiology 2020 in *Louisiana Life*.

**Dr. Bradley Spieler** was selected to serve as Chair for the School of Medicine Scholarship Committee for 2021. This committee identifies students entering medical school who are in financial need in an effort to provide opportunities to defray expenses through awards and scholarships. All scholarships are chosen by the committee and do not have applications

**Dr. David Smith, Dr. Bradley Spieler, and Dr. JP Grenier** participated in a collaborative multi-institutional research project. The resulting manuscript, "The Effectiveness of Image Augmentation in Deep Learning Networks for Detecting COVID-19: A Geometric Transformation Perspective" was selected for publication in *Frontiers in Medicine, section of Translational Medicine* in January 2021.

**Dr. Raman Danrad, Dr. Bradley Spieler, Dr. Carl Sabottke, Dr. Emma Schachner, Dr. Claude Pirtle,** and medical student Molly Lieux co-authored a paper titled, "Online conferencing software in radiology: recent trends and utility Clinical Imaging," that was accepted in February 2021 for publication in *Clinical Imaging*.

## Doctors Day 2021



Dr. Mignonne Morrell was the recipient of the UMCNO Champion of Advancing Health Equity Award on March 30, 2021.

Below- Radiology faculty and residents at Doctor's Day 2021



## DEPARTMENT BULLETIN BOARD

**Dr. Aran Toshav** and Dr. Kenneth Matthews co-authored the RSNA / American Association of Physicists in Medicine online Physics Module, "Radioisotopes and Radiopharmaceuticals for Nuclear Medicine (2021)".

**Dr. Bradley Spieler**, Dr. Carl Sabottke, Dr. A Foreman, and medical student Mark Breaux co-authored a manuscript titled, "Analysis of Potential for User Errors in Mobile Deployment of

Radiology Deep Learning for Cardiac Rhythm Device Detection" that was selected for publication in the *Journal of Digital Imaging* in February 2021.

**Dr. Aran Toshav** published a chapter titled, "Dual Energy CT Scanner Descriptions" that was accepted for publication as part of the 2021 American Roentgen Ray Society Categorical Course syllabus.

**Dr. Bradley Spieler**, Dr. Carl Sabottke, Dr. Ahmed Gabr, Dr. Mustafa Bashir, Dr. Richard Kinh Gian Do, Dr. Vahid Yaghmai, Dr. Radu Rozenberg, Dr. Marielia Gerena, Dr. Joseph Yacoub, and Dr. Khaled Elsayes co-authored an article titled, "Artificial intelligence in assessment of hepatocellular carcinoma treatment response," that was published in *The Journal of Abdominal Radiology* in April 2021.

## PROGRAM DIRECTOR'S REPORT

It certainly has been a year of 'firsts' and changes, but I'm happy to say the residency and our residents continue to thrive. We had our first ever virtual interview season (and successful Match) with nearly zero issues thanks to the incomparable Dana Brian. Myself and Dr. Mark Froom are settling into our new roles as Program Director and Assistant Program Director. Our outstanding seniors took, and successfully passed, the first ever "home-based" CORE exam. We certainly wish Emma, Noah and Chris all the best in fellowship and know there are great things ahead in their futures.

**-Dr. Mignonne Morrell, Program Director - Diagnostic Radiology**

The Interventional Radiology Residency Program has had a great year! With the faculty additions of our Drs. Fairchild and Ferral, we have been able to offer more procedures to our patients and more experience to residents. The first LSU Tiger Course, a training course dedicated to IR nurses and technologists, was held in November and it was a success. Speakers included all LSU IR faculty, physicians from Tulane School of Medicine and Ochsner Medical Center, volunteers from the IR Residency as well as industry partners Boston Scientific, Terumo and Cook Medical. The feedback was very positive, and the course will continue in the fall.

The IR Residency will receive its first ACGME Site Visit since Initial accreditation which will take place virtually on May 19, 2021, and we look forward to the outcome of this visit. Beginning in July, there will be two upper-level Interventional Radiology residents on service, both at the VA and UMCNO. We are excited for this new milestone, which has been in progress since the creation of the IR residency program in 2016. While there will be 9 residents in the program during the upcoming year, the program will be completely filled the following year.

**-Dr. Richard Marshall, Program Director—Interventional Radiology**

## Upcoming Events

Association of University Radiologists (AUR) Annual Meeting  
May 3-6, 2021 (Virtual)

American College of Radiology (ACR) Virtual Annual Meeting  
May 15-19, 2021 (Virtual)

## Follow us on Instagram!

@lsu\_dr\_nola  
@lsu\_ir\_nola



For more information, please visit our LSU Radiology department website.

[www.medschool.lsuhschool.edu/radiology/](http://www.medschool.lsuhschool.edu/radiology/)



## CARDIAC IMAGING REPORT

The Radiology department at LSU Health Sciences Center and University Medical Center-New Orleans is now providing Cardiac MRI with Myostrain imaging to our patients. We are the first site in North America to provide such imaging, outside research, as a commercial/billable test. Myostrain, developed by Myocardial Solutions, Inc, is an ultrafast MRI technique that assesses myocardial dysfunction in 48 segments of left and right ventricles in about 10 minutes of scanning time without use of contrast. It is the most sensitive and accurate method to detect myocardial strain. It is being used to detect, quantify, triage and monitor patients with cardiac dysfunction even when ejection fraction is normal. Its utility is demonstrated particularly in Cardio-oncology (cardiotoxicity), Preventive cardiology and Heart failure with preserved ejection fraction (HFpEF) and post COVID-19 myocardial dysfunction. Detection and quantification for ischemic heart disease with ultralow dose stress needs further validation. For more information you can contact Dr. Raman Danrad or Dr. David Smith, or click on this link for a Myocardial Solutions video:

<https://youtu.be/2KgKghexWis>

## DEPARTMENT HEAD'S REPORT

Greetings Team Members, Alumni, and Friends,

Much has transpired since we shared our 2020 Fall Radiology Newsletter. While our country and the world still battle the global COVID-19 Pandemic many have been vaccinated and the vaccine is available to all who desire it. We do encourage all to obtain vaccination in order to hasten our way out of this public health crisis. LSUHSC has selected and on-boarded our first Vice-Chancellor for Diversity and Inclusion, Timothy Fair, PhD and LCMC Health has selected and recently on-boarded its first Chief Diversity and Social Responsibility Officer, Mary "Toni" Flowers, PhD. We as organizations, and as individuals, to quote Mahatma Gandhi, are trying "to be the change that we seek."

Our LSU Radiology Department strives to maintain a supportive, cooperative, determined culture. LSU Radiology encourages a culture of charity and a habit of giving back regularly. Giving to the LSU Health Foundation can be accomplished easily online or over the phone—be sure donations are designated for "Medicine—Radiology" (see guidance below). Every dollar makes a difference. LSU Radiology is dedicated to teaching, clinical care, and scholarship. Funds support resident graduation, recruitment activities, and resident travel. I encourage you to give today—right now. I strongly encourage you to consider LSU Radiology for Annual Giving, Planned & Estate Gifts, Memorials or Honorariums. I encourage you to consider Endowed Giving designated for the purpose of your choice such as a permanent source of flexible funding for department needs, Professorships or Chairs to help recruit the best faculty, or Lectureships to advance the educational and scholarly activities of the department. Please contact Winter Jeanfreau or me and we can work with the appropriate personnel at the LSU Health Foundation to make sure you accomplish your charitable goals. Every dollar makes a difference—Please Give.

**-Dr. Leonard Bok, Department Head—LSU Radiology**

## PLEASE GIVE YOUR SUPPORT

To contribute to the LSU Radiology department through the LSU Health Foundation you may:

- Send a check made payable to the LSU Health Foundation to:  
1542 Tulane Avenue, Room 353,  
New Orleans, LA 70112.
- Call (504) 568-3712:

Please designate your gift for the Department of Radiology.

- Visit the website:  
[give.lsuhealthfoundation.org/](http://give.lsuhealthfoundation.org/)  
and select "Medicine-Radiology"  
from the drop-down box.
- Thank you for your support!

**Our LSU Radiology Department**



**is Our Collaborative Work of Art.**